



BodiTrak Balance System



DATAPORT INSTALLATION FOR WINDOWS



1 DATAPORT SERVICE DOWNLOAD LINK

In order to use the BodiTrak Balance System, you need to install the BodiTrak Data Port service. This service allows the software to communicate with the pressure sensing mat when connecting to the sensor via USB.

To download and install the BodiTrak DataPort Service, please go to: [Dataport Service Link](#)

2 OPEN FILE

Click the **“Download”** button and wait until it is finished. Once the download is finished **“Open”** the file to begin installation.



3 BEGIN INSTALLATION

You will now be displayed a pop-up window asking to allow the app to make changes on your PC. Click on **“Yes”** to continue. BodiTrak DataPort installation wizard will be displayed. Click **“Install”** to continue.



4 FINISH INSTALLATION

A successful installation message window will show up if everything was done properly. Click **“Finish”** to continue.



BodiTrak Data Port service installation is completed at this point.



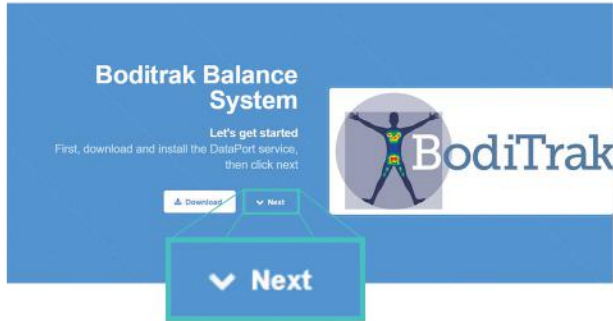


BODITRAK BALANCE SOFTWARE INSTALLATION FOR WINDOWS



1 BODITRAK BALANCE SOFTWARE DOWNLOAD LINK

To download the BodiTrak Balance Software please go to: [BodiTrak Balance Software Link](#)
Click the "Next" button to continue.



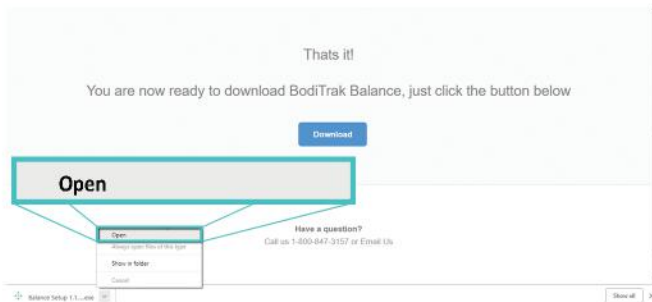
2 DOWNLOAD BODITRAK BALANCE SOFTWARE

Click on **download** on the website to get the software. Wait until it is completed.



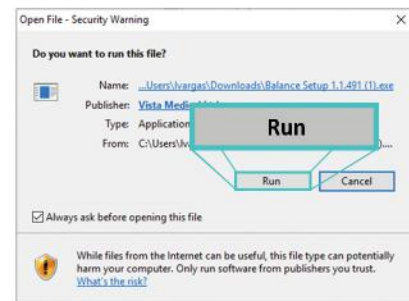
3 OPEN SOFTWARE INSTALLER

Once the download is finished, click on the downloaded file to open the installer.



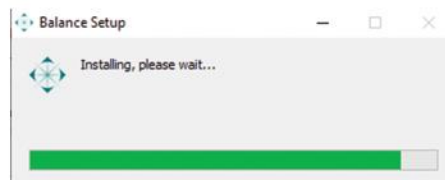
4 RUN SOFTWARE INSTALLER

A new pop-up window will be displayed on the screen. Click on "Run" to continue.



5 FINISH INSTALLATION

A window showing the installation progress will come up. Once it is finished, the progress bar window will close, and the software will be launched automatically.



You can now connect the Pressure Sensing Mat to the computer and start using the software. Windows users can use the software via USB or Wireless. Mac and iOS users can only use the software wireless.

Note: If you run into any issues during the installation process, feel free to contact our technical support team: [1-800-847-3157](tel:1-800-847-3157), techsupport@vista-medical.com



Vista Medical, LTD.
A Patient Tech Company
Winnipeg, MB Canada
800-847-3157
www.boditrak.com
info@vista-medical.com



For more information about BodiTrak Systems:
800-822-3553